PROJECT ACTIVATE BOOKLET

“ACTIVe lessons And gamificaTion for bETter social inclusion”

KA2 STRATEGIC PARTNERSHIP ERASMUS+ PROJECT

2017-1-TR01-KA219-046711_1

TÜRKİYE CUMHURİYETİ AVRUPA BİRLİĞİ BAKANLIĞI
REPUBLIC OF TURKEY MINISTRY FOR EU AFFAIRS

TÜRKİYE ULUSAL AJANSI
TURKISH NATIONAL AGENCY

Co-funded by the Erasmus+ Programme of the European Union

BİLTES KOLEJİ

“Erasmus+ Programı kapsamında Avrupa Komisyonu tarafından desteklenmektedir. Ancak burada yer alan görüşlerden Avrupa Komisyonu ve Türkiye Ulusal Ajansı sorumlu tutulamaz.”

“Funded by the Erasmus+ Program of the European Union. However, European Commission and Turkish National Agency cannot be held responsible for any use which may be made of the information contained therein.”

CONTENTS

1. **PROJECT INFORMATION**
2. **INFORMATION ABOUT SCHOOLS**
3. **COURSE PLANS**
4. **PHOTO GALLERY**

ACTIVe lessons and gAmificaTion for a bEtter social inclusion

1. ABOUT PROJECT

1.1. ACTIVATE PROJECT "ACTIVe lessons And gamificaTion for bEtter social inclusion"

One of the most important problem that immigrant students or the students from different cultures and the students with physical or mental disadvantages is social exclusion. Children have a core need to be loved and valued within secure and lasting positive relationships helping children develop and maintain these secure relationships with peers is an important part of their development. Children growing up in social exclusion are less likely to do well in school, enjoy good health and realize their full potential later in life, and they will have higher risk of dropping out, becoming unemployed and poor when they grow up. Therefore fighting with social exclusion have to start at early ages, in the school. Target groups of this project are children and teenagers at schools.

To fight with exclusion, teachers should provide a learning environment in which every students in the class are able to participate to the learning process actively, interact with each other. In such environment they will have chance to express their feelings to each other, start to know each other and construct strong relationship by sharing and working together. As participation encourages dialogue among and between students it is the best way to fight social exclusion in the classes. This is possible only if the students are learning by doing, experimenting, being active in the learning process. To give students these chances, project involved following activities;

a) Gamification in Education: Games are the best way for children to socialize, discover the world around them and make new friends. Using gamification in the learning process will provide students a chance to work as a team. It allows students to know each other better and realize that they have many things in common.

b) Peer learning is a teaching method in which students engage in cooperative learning by working in teams on problems and projects. This results in more supportive relationships, and better communication among them therefore can be used for promoting social inclusion.

c) Active lessons is a method in which students are active in the learning process by experimenting, experiencing with a group or class which give chances students to work together. These educational methods contribute to have a better learning environment and reduces the risk of ESL.

d) Street games which have important role in both socializing and friend making processes since it requires crowded groups.

e) Art activities which is a best way for kids to express their feelings, thoughts, believes and traditions.

Through the activities above, interpersonal skills of the socially excluded students developed since they were active and interacting with other students during the lessons, this contributed their communication skills too and therefore making it easy to make new friends, express themselves better.

In order to support these interaction, there weresome activities through which students' ideas, attitude, behaviors, knowledge could be positively changed by spreading the idea of acceptance and tolerance of differences in origin or physical-mental differences. All of these activities (unity school club, logo, Erasmus + corner, school choir, information on children's right and different cultures,

celebration of international day of people with a disability, greeting cards) were a tool for promoting the project objectives to contribute to social inclusion of immigrant students, students from different cultures, disadvantaged students and prevention of discrimination by giving students an opportunity.

OBJECTIVES OF THE PROJECT:

- To work and play together inside and outside the classroom
- To develop interpersonal skills of the socially excluded students by actively involving them into learning thus making it easy for them
- To make new friends
- To plan and conduct the lessons in which students are active in learning process and interact with each other
- To provide students to teach local street games and traditional arts to each other
- To form a handbook that includes sample activities, street games and traditional arts
- To contribute to having a better learning environment and reduce the ESL risk
- To improve students' social skills, acceptance of diversity, empathy skills, knowledge on different cultures, better understanding of disabled people's feeling, language and communication skills
- To form a web page including materials and the methodology for schools that are seeking the solution for social exclusion
- To impose a long-term policy of schools in dealing with the problem of social exclusion

Students can best observe different cultures by visiting foreign countries and meeting students with different backgrounds. This way they can easily develop acceptance to different cultures and understand diversity. Since benefiting from the knowledge and competencies of different schools will make it easy to fight with exclusion which is EU wide problem and there's a need for synergy to solve, project's transnational.

2. COORDINATOR AND PARTNER SCHOOLS

2.1. BİLTES COLLEGE (ISTANBUL, TURKEY) – COORDINATOR SCHOOL



Biltes College is a Turkish Primary and Secondary school situated in Kağıthane / İstanbul. The main mission of Biltes College is to guide students to success. The goal of the institution is to steer students to be disciplined individuals and pursue ethical values, and also acquire the required skills for someone living in the 21st century. We also aim to lead students to success in all the national and international entrance examinations by donating them with problem-solving skills. The principle of Biltes College is to guide our students through benefitting from a strong academic staff's background and modern education techniques. We also aim to educate individuals who are ready for the future.

Biltes College has children from the age of 3-16 years old, totally 450 children and there are 80 teachers. Our training program is inspired by various contemporary approaches. One of our most important goals is to help our children attain self-learning, decision making and self-controlling skills. Human values play a vital role in a society. A very important dimension of this invaluable system begins within the family environment at an early age and then continues during their school years. Young children cannot form their own values due to the fact that their mindset, values, understanding, and developmental skills have not yet been attained. These are acquired at school through education. Therefore, it is necessary to ensure that our students are always exposed to the right values in life.

The main buldings have officies, staffrooms, a musicroom, a modern schoolkitchen, and a well equipped library with IT classrooms. There is a gymnasium for many disciplines, also used by diffent local sport organisations. There are classrooms for handcraft/ design and woodwork and a modern sciencerоom. Additionally 3d rooms, Ice skating and mini golf area, caligrapy and origami are the other opportunities for our students. Moreover Biltes College Counseling Department is to address every student as an individual with their own unique features and qualities. We also aim to help them recognize themselves. The goal of the Counseling Department is to assist students, parents and teachers in achieving their "developmental" and "learning" aims through the aforementioned process. The Counselor's Guidance program not only supports students with their needs but also fosters them throughout each stage of their development. Social awareness is important subjects for all our students. There are almost 20 student clubs in the school like Chess, Singing, Eloquence, Mandala, ICT Art Workshop, Fashion Design, Animation, English Fun Club, Mathematical Applications, Orff & Body Percussion, Drama, Cooking, Mathematic Club, Archaeology, Go, Rhythm & Dance, Basketball, Handball, Volleyball, Pilates. Besides Space and Observation room is giving motivation to students while they want to learn about space.

2.2. LA SOLEDAD (VILLAFRANCA, CORDOBA, SPAIN) – PARTNER SCHOOL

"La Soledad" is a small Secondary School (about 200 students) established in 1999, situated in Villafranca de Cordoba, about 27 kilometers from Cordoba, at the south of Spain, being the only one secondary school in the area.

The local economy is based on agriculture, olive crops, small furniture factories and an incipient tourist sector. Neverthless the actual crisis has made some of these companies to close, increasing the number of unemployed families. This school receives small group of students from a home-school who

come from unfavorable social conditions. Now La Soledad School is developing a Convivence School Program in order to improve school atmosphere.

2.3. DAUGMALE PRIMARY SCHOOL (KEKAVA, RIGA, LATVIA) - PARTNER SCHOOL

Daugmale primary school is located in Kekavas municipality, Daugmale parish one kilometre from the center of the parish. Daugmale primary school history stretches back to the year 1926, when Daugmale inhabitants with their own effort built the old school building. At present Daugmale primary school is one of the Kekava Municipality educational institutions, which implements pre-school and primary school education programs. There are 229 pupils, from which 94 were children attending pre-school eduation program. The age of the students in the school varies from 5 – 16 year. The school staff consists of 20 teachers and administration staff.

Daugmale primary school has joined very positive, socially responsible and for the school very green activity – eco school program. School also succesfully participates in “mazpulki” movement. “Mazpulki” movement goal is to create interest in young people for agriculture farmstead. In 2011 near the school Daugmale multifunctional center was built. There operate two swimming pools and concert hall. The center complements school physical education program, attractiveness and serves also as the means to enhance local inhabitants health. Due to the municipal reform, the proportion of pupils from another Kekava municipality territories increased thus allowing to develop many different after school (interest education) activities. There are 20 students from Kekava parish and 29 children from other remote areas that are brought to the school with school bus on a daily basis.

Daugmale primary school features are “Focused education process in small number of students classes, Individula approach and consultations; Students learn English from 1st grade; Opportunity for students to join extended day groups after the lessons; Opportunity to learn and developm swimming skills; Assitance of speech therapist; Ecoscholol activities, education about environment sustainability; Opportunity to taka part in one of the largest Latvian childrena and youth organization “Latvijas Mazpulki”; School on regular basis organizes different competitions; School offers excursions abroad within different collaborations.”

Different interest education opportunities: “Visual art and design; Sport (sport games and swimming); Music (choir, solo singing, piano playing) Dance and rhytmics; Wood processing”

2.4. MSPEI - MIEDZYNARODOWA SZKOLA PODSTAWOWA EDUKACJI INNOWACYJNEJ W LODZI (POLAND) – PARTNER SCHOOL

International Primary School of Innovative Training is based in Lodz, in the center of Poland. The school belongs to the group of Schools of Innovative Education operating in the whole country and includes approximately 25 permanent employees. Currently at MSPEI has 98 pupils in 9 classes. MSPEI ensures individual progress in an individual-oriented environment. The pupils are in age 6-12. The main aim of our school is to bring up young people who are self- confident and aware of their possibilities, open to word and other people, able to take on new challenges, as well as think creatively and in a non-standard way. The school focuses on language education, intercultural and interpersonal skills, creative mind-seta and on educating pupils, so that they become responsible, aware of their behavior and gain skills necessary in their future life.

The Primary school is open for international pupils – MSPEI is the first school in Lodz with bilingual curriculum. Taking into account importance of cooperation between countries, MSPEI puts strong emphasis on developing among our students ability to function in diversity of national societies and theachers are highly motivated to continue this policy by European projects.

MSPEI consortium has so far been involved in a lot of EU funded projects (LLP, ESF). There is a department responsible for coordination of all project activities and timely delivery of projects' results

International Primary School of Innovative Training in Lodz focus on project-based and pupil-centred approach to teaching. Theachers organize workshops and activities that demand active involvement of all pupils. Moreover, they focus on creativity skills, cross-cultural awareness, language skills and and responsibility among the pupils. The school implemented European Educational Standards (EES) and apply them in educational programmes, mainly using workshop and project method. The pupils are prepared to understand the modern word and society. The focus is to encourage pupils to decision- making, being responsible, to develop their social competences, individual predisposition, learn how to experience, discover and explore the word. Creativness and open- mindness is stimulated as well.

The school cooperates with other school, universities in the region, public authorities, NGO's, which permits wider dissemination of the project and impact of the produced results. Staffs are trained in project-based method, creativity workshops, cross-cultural awareness and are open to international cooperation, exchange of experience with peer teacher from European countries and transferring best practices to our schools.

3. PROGRAMS and COURSE PLANS

3.1. SPAIN – VILLAFRANCA de CORDOBA - C1 ACTIVITY

Program of the FIRST STUDENTS MEETING
Of the Erasmus+ KA219 Project "ACTIVATE"
Villafranca de Córdoba, 9-13 of April 2018

The Erasmus+ students take part in all activities. The teachers are invited to take part in all activities.

Monday 09/04

Welcoming at the Secondary School "La Soledad"
Reception by Local Authorities
Workshop for students: "Food of the world"
Workshop for students: "Math games"
Integration activities for students: "Where's my school?" by Erasmus+ students

Lunch at school (students, teachers &families)

Free afternoon for rest

Tuesday 10/04

Workshop for students: "Math games"
English activities: Theater.
Trekking

Free afternoon for rest

Wednesday 11/04

Workshops for students: "Strange musical instruments"
Workshops for students: "Singing in English"
Workshops for students: "Planetary"

Free afternoon for rest

Thursday 12/04

Workshops for students: "Traditional Games"
Workshops for students: "Laboratory"
School farewell meeting
Departure to Córdoba
Lunch at a typical restaurant in Córdoba

Free afternoon for rest

Friday 13/04

Meeting at hotel
Visit to the Jewish quarter in Córdoba
Farewell lunch.

Free afternoon for rest

COUNTRY: SPAIN

COURSE: English I – Food of The World

DATE: 09/04/2018

SCHOOL: LA SOLEDAD

TARGET GROUP: 6th and 7th Grade Students

LANGUAGE: English

METHOD: GAMIFICATION

REASON TO DO: It is a good activity to learn new words, as well as for creating a class spirit.

FRUIT SALAD

Fruit Salad is an activity that will allow you to work on the vocabulary of the shows in a fun and theatrical way.

What to do:

"Please write in a small piece of paper all the words they know regarding the classical tales. Afterwards, fold them and place then in the bowl. One by one they will go to the front of the room to pick a paper and describe with all the details he/she considers in one minute what it is if students do not guess it the word goes back to the bowl. If students guess it the one in choose the next one to go.

VARIATION about the length of the activity depends of the amount of students (1st round should last for more than 30 minutes)

In the 2nd round they can only mime it. (20 minutes)

In the 3rd round they can only use on single word as a clue. (10 minutes).

As a debriefing you can write a short text about the experience using at least ten words."

You have just learnt!

COUNTRY: SPAIN

COURSE: ENGLISH II – FREEZE FRAME FAMOUS MOVIE – WATCHING THEATER PLAY IN ENGLISH – "FRANKENSTEIN"

DATE: 10/04/2018

SCHOOL: LA SOLEDAD

TARGET GROUP: 6th and 7th Grade Students

LANGUAGE: English

METHOD: GAMIFICATION

LET'S PUT ON A SHOW

Freeze Frame Famous Movie

Students in groups of 6 decide on a favourite horror movie. After they reach an agreement on a title, they select four of the most memorable scenes from that movie and recreate them as if in 4 consecutive freeze frames. The bigger group have to try and identify the movie. After a first film is identified, the following groups perform "their frames".

Additionally participants went to theater "Frankenstein" in city center villafranca.

COUNTRY: SPAIN

COURSE: MATH - PUZZLE
DATE: 09/04/2018

SCHOOL: LA SOLEDAD

TARGET GROUP: 6th and 7th Grade Students

COMMUNIUCATION LANGUAGE: English

METHOD: GAMIFICATION



PUZZLE



For the new spring campaign, a game that Latin Americans will put on sale, is created. It's about a puzzle that we can complete the panel with only six pieces. **Instructions:** Not all the pieces have the same size.

1- You should find the piece of big area and the piece of small area.
2- You should complete puzzle thinking that the pieces can be rotated.

Time: 45 mins.

COUNTRY: SPAIN

COURSE: MATH – PARCELAS INUNDADAS
DATE: 09/04/2018

SCHOOL: LA SOLEDAD

TARGET GROUP: 6th and 7th Grade Students

COMMUNIUCATION LANGUAGE: English

METHOD: GAMIFICATION

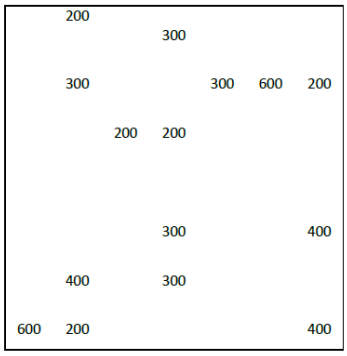

FLOODED FIELDS

The urban garden of "Matelandia" is a square of dimensions 70m x 70m. It has been flooded and the boundaries of the fields that form it must be pointed out again.

<u>Instructions</u>

We know how many square meters each measured and that the plots are rectangular or square. Draw in the following grid, and in a reasoned manner, the fifteen plots knowing that each plot will include a single number which will represent the area of it.

Time: 45 mins**.**

Group: Groups of 4

COUNTRY: SPAIN

COURSE: MUSIC – LET's WRITE a HIT

DATE: 11/04/2018

SCHOOL: LA SOLEDAD

TARGET GROUP: 6th and 7th Grade Students

COMMUNIUCATION LANGUAGE: English

METHOD: GAMIFICATION

TARGET GROUP: 6th and 7th Grade Students

LET`S WRITE A HIT

Our project needs a hit, and we are going to create our own. And since we don't have much time to earn new music now, it will be the tune "Row, row, row your boat", that everybody perhaps already knows from kindergarten. Don't worry, songwriting is easy. Just fill in a few simple blanks. We are going to work in groups of 4 and we can make use of dictionaries. Be careful; don't allow other groups to copy your answers. The more original we are, the funnier will be the final song.

1- One-syllable verb (walk, hop, run…) _____
2- One-syllable noun (cow, mouse, lamp…)
   _____
3- Two-syllable adverb (badly, calmly..)
   _____
4- One-syllable noun that rhymes with CAT
   _____
5- Three-syllable adverb (happily,icily, mightly..)
   _____
6- Different One-syllable noun that rhymes with CAT again _____

AND NOW… Instead of:

ROW, row, row your boat

Gently sown the stream

Merrily, merrily, merrily

Life is but a dream.

We complete the new lyrics with the words from activity 1: _____

Follow these steps, include words where you see the numbers:

_____ (1), _____(1), _____(1)

your _____(2)

_____ (3) up the _____(4)

_____(5), _____(5), _____(5), _____(5)

life is but a _____(6).

Time for us to sing along.

COUNTRY: SPAIN

COURSE: NATURAL SCIENCE – THE SKY –

"Planetarium Experience in Sport Saloon"

DATE: 11/04/2018

SCHOOL: LA SOLEDAD

TARGET GROUP: 6th and 7th Grade Students

RESOURCES: Different Stationary Materials

COMMUNIUCATION LANGUAGE: English

METHOD: GAMIFICATION

TARGET GROUP: 6th and 7th Grade Students

THE SKY

"Here you have some questions that can be answered before or after the show.

1. What is the Global Position of your city? Do you know it? *(This is important because it helps us to notice the changes in the sky when you travel)*

2. What is the difference between Astronomy and Astrology?
3. Where are the following astrological objects?
   - Europa:
   - Enceladus:
4. What is *Oumuamua*?
5. What sky objects can be seen in the flag of Turkey? Can they be seen the same in real sky?
6. Do you believe that man really stepped o the Moon, or was it just an invention?"



COUNTRY: SPAIN

COURSE: PHYSICAL EDUCATION I

DATE: 11/04/2018

SCHOOL: LA SOLEDAD

TARGET GROUP: 6th and 7th Grade Students

COMMUNIUCATION LANGUAGE: English

METHOD: GAMIFICATION

TARGET GROUP: 6th and 7th Grade Students

TRADITIONAL STREETS GAMES IN ANDALUSIA/SPAIN.

Students will listen to some presentations about traditional games played some time ago by children. Our students have made some research on it and their results will be displayed in the school gym. This activity tries to recover old games that used to be very popular in our region; furthermore, it has been a way of starting a dialogue between generations at home, while the children were collecting information from the elderly members. It also becomes a wake-up call to reflect in the positive aspect of games as a way of socializing and common work. Later in the morning some of these games will be practice in the school court. Try to complete this chart according to the information from the projects:

SPORT/GAME				
ORIGINS				
Number of players				
Equipment				
OTHER ASPECTS				

COUNTRY: SPAIN

COURSE: NATURAL SCIENCE – EXPERIMENT – SCIENCE FAIR IN SCHOOL

DATE: 12/04/2018

SCHOOL: LA SOLEDAD

TARGET GROUP: 6th and 7th Grade Students

COMMUNIUCATION LANGUAGE: English

METHOD: GAMIFICATION

TARGET GROUP: 6th and 7th Grade Students

- Students joined science fair in the school that is prepared by students of LA SOLEDAD and Erasmus Participants.

EXPERIMENT

In 1912, an English scientist called Hopkins, made the next experiment: He fed 2 group of rats, A and B, from the same litter, with an artificial diet that contained glucids, lipids, proteins and minerals in adequate proportion. Both groups of rats were given milk . After 18 days he stopped giving milk to the group B. Hophins took note daily of the variations of weight of the rats and he got the graph.

- How did the weight vary of the rats of the group A and of the group B?

The group A increases the weight constantly until about the day 25 when it stabilized and later, a little before to the day 40 started to lose weight. The group B didn´twin weight until the day 25.

- What conclusión do you think Hopkins arrive?

Hopkins deduced that the milk contained some unknown nutrients that was indispensable for the growth of rats.

BIOGRAPHY OF HOPKINS

Frederickk Gowland Hopkins was a British biochemist. (Estbourne Britain, 1861- Cambridge Britain 1947)

His main research contribution lies in knowledge to the elemental substances. These substances are necessary for our organism; if we lose them from our body, we can suffer from an illness. He discovered that some food had direct relation with growing. Hopkins tested that consumption of milk is in relation to the growth of human beings

VITAMINS

Types of Vitamins:

Vitamin A: it helps us improve our eyesight and have healthy skin. Some foods rich in vitamin A are eggs, milk, apricots, carrots and spinach.

Vitamin C: this vitamin helps our in the strengthening of the gums. And the muscles. The vitamin C are in the citrus, like the oranges. In addition to this there is vitamin C in the tomates, the broccoli, the cabbage and the strawberries, too.

Vitamin D: strengths our bones and test They help in the absorption of calcium. Rich food in vitamin D are the fish, the yolk, the milk and other dairy products.

3.2. LATVIA – DAUGMALE, KEKAVA – C2 ACTIVITY

Program of the SECOND STUDENTS' MEETING
Of the Erasmus+ KA219 Project "ACTIVATE"
Latvia, Daugmale, 24th – 28th September, 2018

TIME	*ACTIVITY*	*NOTES*
	SUNDAY	
13:25	**RIX to Hotel (Poland)**	Anita – a schuttle bus from the airport to the hotel
17:50	**RIX to Hotel (Turkey)**	Anita - a schuttle bus from the airport to the hotel
21:50	**RIX to Hotel (Spain)**	Anita. Spanish students ar piecked up by the host families: • David – Oto's family • Andrea – Sanija's family • Jesus – Klāvs' family • Irene – Eduards' family Conchi, Juan – picked up by Anita
	MONDAY	
9:00	**Pick up from the hotel**	
9:30	**Welcoming at school**	
9:45 – 15:30	**1st day activities**	Getting to know each other, treasure hunt, barbecue
16:00	**Pick up from school to the hotel**	*Children living in families are picked up by their host families
	TUESDAY	
9:00	**Pick up from the hotel (es bērnus**	
9:30 – 12:00	**Visiting Ķekava city**	• Ķekava primary school (9:30 – 10:00) • Ķekava Art school (10:10 – 10:30) • Meeting the Ķekava mayor Viktorija Baire, a film about Ķekava municipality (10:30 – 11:00) • A walking tour in Ķekava city
12:00	**Lunch**	Served at Ķekava primary school

	EUR	No of people	Total
Poland	1,55	6	**9,30**
Turkey	1,55	6	**9,30**
Spain	1,55	6	**9,30**
Latvia	1,55	2	3,10

12:45 – 15:00	**Art workshops**
15:00	Pick up from Ķekava to a hotel
	WEDNESDAY
8:20	Pick up from the hotel
9:00 – 10:30	Maths I, II
10:40 – 11:20	Science I

11:20	**Lunch**	Served at Daugmale multifunctional hall	**EUR**	**No of people**	**Total**
		Poland	1,55	6	**9,30**
		Turkey	1,55	6	**9,30**
		Spain	1,55	6	**9,30**
		Latvia	1,55	2	**3,10**
12:00 – 12:40	**Science II**				
13:00 – 14:40	**PE I, II**				
15:00	**Pick up from school to the hotel**				
	THURSDAY				
8:20	**Pick up from the hotel**				
9:00 – 11:20	**English I, II, III**				
11:20	**Lunch**	Served at Daugmale multifunctional hall	**EUR**	**No of people**	**Total**
		Poland	1,55	6	**9,30**
		Turkey	1,55	6	**9,30**
		Spain	1,55	6	**9,30**
		Latvia	1,55	2	**3,10**
12:00	**National afternoon**	Each partner country prepares a presentation about the country, one traditional song/game and some typical snacks of the country they are from			
15:00	**Pick up from school to the hotel**				
	FRIDAY				
9:00	**Pick up from the hotel**	A trip to Sigulda city			
10:30		Castle of Livoninan order in Sigulda	**EUR**	**No of people**	**Total**
		Adults	2,00	Per pers.	
		Children	1,00	Per pers.	
11:30		A cable car over Gauja River	12,00	Per pers.	
12:00		Krimulda mannor			
13:00		A cable car over Gauja river			
14:00		Gutman's cave			
15:00		Turaida medieval castle			
		Adults	6,00	Per pers.	
		Children	1,15	Per pers.	
17:00	**Farewell dinner**	"Raganas Ķēķis"			
19:00	**Bus to a hotel**				

COUNTRY: LATVIA

COURSE: ICE BREAKING GAMES – TREASURE HUNT

DATE: 24.09.2018

SCHOOL: DAUGMALE PRIMARY SCHOOL

TARGET GROUP: 6th and 7th Grade Students

LANGUAGE: English

METHOD: PEER LEARNING



The ICE BREAKER GAME

Go hunting and have different people sign next to each clue that matches to them. They can only sign one clue at a time.

FIND SOMEONE:

1. **In the same grade as you: .....**
2. **From a different school:.....**
3. **Born in the same month as you:.....**
4. **With the same initials as you:.....**
5. **Taller than you:.....**
6. **Shorter than you:.....**
7. **Who plays a different sport than you:.....**
8. **Who has the same favorite TV show as you**
9. **Who's favorite subject is science:.....**
10. **Who's favorite subject is science:.....**

TREASURE HUNT

First Day started with ice breaking games and treasure hunt in Daugmale.

The Plan of the Day

1. Getting to know each other
2. 7 tasks have to be done
3. Presentation of each team
4. The Big Games
5. Barbecue
6. Going Home

The TASKS

- Decide who in your group will be responsible for filming video
- Decide who in your group will be responsible for taking pictures
- Decide, in what order you will do the tasks
- Enjoy your treasure hunt

1. Find a slide and fit your entire group onto it. (*the Centre of Daugmale). Take a picture!
2. Say "Hi" to 10 strangers in the village. (Bonus points if you sing to them)
3. Go through the Elvi shop backwards.
4. Howmany steps are needed to go from Daugmale primary school to Daugmale Multifunctional Centre? Count the number of steps of the team members and divide them to a number of theacher's steps. Take a picture – in the picture the number of the result has to be seen.
5. Ask for directions to the closest place for swimming
6. Creat a stripe code for Daugmale primary school by counting the number of pedestrian crossings and the lines on them from Daugmale primary school until the shop Elvi. (The picture has to be taken)
7. Take a picture at Daugmale public library. In the picture there have to be all the group members including the theacher. All the people in the picture have to stand in a line from the tallest to the shortest person.

COUNTRY: LATVIA

COURSE: ART WORKSHOPS – ART EXHIBITION VISIT (ART WITH RECYCLE MATERIALS)

DATE: 25.09.2018

SCHOOL: DAUGMALE PRIMARY SCHOOL

TARGET GROUP: 6th and 7th Grade Students

LANGUAGE: English

METHOD: PEER LEARNING – OBSERVING

ART WORKSHOPS and ART EXHIBITION VISIT

Students visit art workshop in the city centre which was done by students from Daugmale School. They discussed about recycle materials with their partners and gave feedbacks to theachers after visiting exhibition.

COUNTRY: LATVIA

COURSE: ART CLASS

DATE: 26.09.2018

SCHOOL: DAUGMALE PRIMARY SCHOOL

TARGET GROUP: 6th and 7th Grade Students

RESOURCES: Different Stationary Materials

COMMUNIUCATION LANGUAGE: English

METHOD: PEER LEARNING

“PREPARE A CARD FOR A FRIEND”

Students prepared card for each other. They wrote a message to the papers and put into a card. Stick them. And painted on it for the opening last day of the program.

COUNTRY: LATVIA

COURSE: PHYSICAL EDUCATION - GROUP BUILDING ACTIVITIES

DATE: 25.09.2018

SCHOOL: DAUGMALE PRIMARY SCHOOL

TARGET GROUP: 6th and 7th Grade Students

RESOURCES: Different Stationary Materials

COMMUNIUCATION LANGUAGE: English

METHOD: PEER LEARNING

GRUOP BUILDING GAMES

Participants went to youth center. Trainers taught them many games about knowing each other better and learning how to be a good team. Word gam was the intercultural activity for this session**.**

Photoghraphs of the Activity:

COUNTRY: LATVIA

COURSE: ENGLISH I - II
DATE: 27.09.2018

SCHOOL: DAUGMALE PRIMARY SCHOOL

TARGET GROUP: 6th and 7th Grade Students

RESOURCES: Different Stationary Materials

COMMUNIUCATION LANGUAGE: English

METHOD: PEER LEARNING

FINDING EXCITING INFORMATION ABOUT LATVIA

Students divided groups (as peers) and give a task to find exciting informations about Latvia. In the first session they investigated about surprising facts about the host country Latvia. Then students presented them to the other friends via using English language. All presentation charts used in intercultural presentations activities at the same time.



COUNTRY: LATVIA

COURSE: SCIENCE I - II
DATE: 26.09.2018

SCHOOL: DAUGMALE PRIMARY SCHOOL

TARGET GROUP: 6th and 7th Grade Students

RESOURCES: Different Stationary Materials

COMMUNIUCATION LANGUAGE: English

METHOD: PEER LEARNING

Density, mass and volume subjects were shown to students with using spesific experiments. It is managed by science theacher with using peer education method to understand better each student to the other one.

COUNTRY: LATVIA
COURSE: MATH I - II
DATE: 26.09.2018

SCHOOL: DAUGMALE PRIMARY SCHOOL

TARGET GROUP: 6th and 7th Grade Students

RESOURCES: Different Stationary Materials
COMMUNIUCATION LANGUAGE: English
METHOD: PEER LEARNING

FORMING FIGURES

In the first math lesson, students worked for geometrical figures and forming these figures with their partners.





COUNTRY: LATVIA

COURSE: PHYSICAL EDUCATION I-II

DATE: 26.09.2018

SCHOOL: DAUGMALE PRIMARY SCHOOL

TARGET GROUP: 6th and 7th Grade Students

COMMUNIUCATION LANGUAGE: English

METHOD: PEER LEARNING

DIFFERENT TYPES OF PHYSICAL EDUCATION ACTIVITIES WITHE THE COORDINATIONS OF PE THEACHERS

PE courses focused to learn three types of education methods: Peer Learning, Gamification and Active Learning.

3.3. İSTANBUL / TURKEY

THIRD STUDENTS' MEETING of the Erasmus+ KA219 Project "ACTIVATE"		
İstanbul, 11th - 15th March, 2019		
TIME	**ACTIVITY**	**NOTES**
	SATURDAY	
16:15	AIRPORT to SCHOOL (Latvian Team)	Ferhat - We will pick up Latvian team from airport and give students to families.Then Ferhat will bring teachers to hotel
	SUNDAY	
17:35	AIRPORT to SCHOOL (Polish Team)	Ferhat - We will pick up Latvian team from airport and give students to families.Then Ferhat will bring teachers to hotel
19:30	AIRPORT to SCHOOL (Spanish Team)	Ferhat - We will pick up Latvian team from airport and give students to families.Then Ferhat will bring teachers to hotel
	MONDAY	
	07:50	Families or shuttles will bring students to school.
	08:00 - 09:00	Breakfast
	09:30 - 10:00	Presentation of Biltes College and Weekly Program
	10:00 - 11:00	Ice Breaking Games
	11:15 - 12:00	Physical Education Lesson
	12:00 - 13:00	Lunch Time
	13:00 - 14:30	Presentations of Countries by Children - Turkey - Poland - Spain - Latvia
	14:45 - 15:30	Pariticipation Countries' Tables - Food and snacks
	16:00	Leaving from school by shuttles and families
	TUESDAY	
	07:50	Families or shuttles will bring students to school.
	08:00 - 09:00	Breakfast
	09:30 - 10:30	Art Workshop - Making "Ebru" Art
	10:45 - 12:00	Miniaturk Trip — **Student Cost: 3 TL (0,49 Euro) Note: For 10 students 1 Teacher is free**
	12:00 - 13:00	Back to school and lunch
	14:00 - 15:30	Artworkshop - Paper Making Atelier - Trip to "Paper Making Center" in Kagithane
	14:45 - 15:45	Making Origami with Japanese teacher
	16:00	Leaving from school by shuttles and families
	WEDNESDAY	
	07:50	Families or shuttles will bring students to school. (Sadabad Kampus)
	09:30 - 10:00	Meeting with Kemerburgaz Campus students
	10:00 - 12:00	Math workshops - "World Pi Number Day" Celebrations
	12:00 - 13:00	Lunch at Kemerburgaz Campuss
	13:00 - 15:00	Science Lesson - Trip to Atatürk Arboretum and Lake — **Student Cost: 2,5 TL (0,41 Euro) Theacher Cost: 7,5 TL (1,23 Euro)**
	15:15 - 16:00	Back to Sadabad Campuss
	16:00	Leaving from school by shuttles and families
	THURSDAY	
	07:50	Families or shuttles will bring students to school.
	08:00 - 09:00	Breakfast
	09:30 - 11:00	English Lesson
	11:00 - 12:00	Music Lesson - Chorous - Kareoke
	12:00 - 13:00	Lunch
	13:00 - 15:30	Bosphorus Tour by Ferry — **Costs per person: 25 TL (4,10 Euro)**
	16:00	Back to School. Leaving from school by shuttles and families
	FRIDAY	
	07:50	Families or shuttles will bring students to school.
	08:00 - 09:00	Breakfast
	09:30 - 14:00	Back to Europe side -Sultanahmet Region - Historical Areas - (Hagia Sophia - Basilica Cistern - Blue Mosque - Grand Bazaar - Spicy Bazaar) — **Basilica Sistern: 3,28 Euro (Fix Ticket Price for student and theacher) Hagia Sophia: 10 Euro - fix price-**
	14:30	Farewell Lunch - "ADAHAN HOTEL" - Taksim Region
	16:00	End of the Program

ACTIVe lessons and gAmificaTion for a bEtter social inclusion

COUNTRY: TURKEY

COURSE: PHYSICAL EDUCATION

DATE: 11.03.2019

SCHOOL: BILTES COLLEGE

TARGET GROUP: 6th and 7th Grade Students

COMMUNIUCATION LANGUAGE: English

METHOD: ACTIVE LEARNING

BALOON GAME

- Preparing many baloons for the all participants.
- These are tied to participants' legs. Everybody tries to puncture the balloons. Last person with unexploded baloon is the winner!

WORM GAME

- Groups are formed by ten students. Two groups sat down on the ground with holding the other participanyts' legs. They seem like a warm. When the bell rings, they start to move alltogether in a drown way. If a group reaches the finish, they are the winner!

PICK UP THE CIRCLE

- All circle materials are put on the ground. If there are 20 participants, it must be put 19. When the bell rings, twenty participants try to get into one of them. At the end of the session, one will be out of the circles. Game continues with 19 participants, with 18 circles. Until the end of the game, it goes like this.

ICE and FIRE

- Two participants were chosen for catching the others. The others must run in a defined area. If these two participants catch someone, she/he must freeze. Frozen person can't move. But if the others (fire) pass into their legs, they can melt and move.

COUNTRY: TURKEY

COURSE: SCIENCE - 3D LESSON

DATE: 11.03.2019

SCHOOL: BILTES COLLEGE

TARGET GROUP: 6th and 7th Grade Students

COMMUNIUCATION LANGUAGE: English

METHOD: ACTIVE LEARNING

3D ROOM - SCIENCE LESSON

Students watch the documentariesin 3D Laboratory for science lessons. They learnt and discussed with their partners after the session. This course gave chance to practice their information actively.

COUNTRY: TURKEY

COURSE: ART WORKSHOPS – EBRU ART CLASS

DATE: 12.03.2019

SCHOOL: BILTES COLLEGE

TARGET GROUP: 6th and 7th Grade Students

RESOURCES:

COMMUNIUCATION LANGUAGE: English

METHOD: ACTIVE LEARNING

LEARNING TRADITIONAL ART -EBRU- WITH ACTIVE PARTICIPATION

Ebru: Turkish Art of Marbling. Ebru is the traditional art of creating colorful patterns by sprinkling and brushing color pigments on a pan of oily water and then transforming this pattern to a special paper.

Ebru course gave a chance for participants to understand how the art works are difficult to do. As soon as they started to do these art-work, active learning process started for participants. Interaction and asking each other helped students to finish Ebru.

COUNTRY: TURKEY

COURSE: ART – PAPER MAKING ATELIER-ORIGAMI WORKSHOP

DATE: 12.03.2019

SCHOOL: BILTES COLLEGE

TARGET GROUP: 6th and 7th Grade Students

COMMUNIUCATION LANGUAGE: English

METHOD: ACTIVE LEARNING

ORIGAMI and PAPER MAKING ATELIER

Students and theachers got experienced with joining actively to Origami course with Japanese theacher Tomoko Kudo. They made different types of origamis. Second lesson was making paper with recycled materials. With the collaboration of Kağıthane Municipality, we created different papers with student. They were actively a part of all processes.

COUNTRY: TURKEY

COURSE: MATH – WORLD PI DAY ACTIVITIES
DATE: 14.03.2019

SCHOOL: BILTES COLLEGE

TARGET GROUP: 6th and 7th Grade Students

COMMUNIUCATION LANGUAGE: English

METHOD: ACTIVE LEARNING

WORLD PI DAY - ACTIVITIES WITH MATH CLASSROOMS

Pi Day: Pi Day is celebrated on March 14th (3/14) around the world. Pi (Greek letter "π") is the symbol used in mathematics to represent a constant - the ratio of the circumference of a circle to its diameter — which is approximately 3.14159.

All students experienced in "Pi Fair" in the entrance of the school which was organized by students. Different materials were observed by Erasmus participants. Then they took part Pi activities.

COUNTRY: TURKEY

COURSE: SCIENCE
DATE: 13.03.2019

SCHOOL: BILTES COLLEGE

TARGET GROUP: 6th and 7th Grade Students

COMMUNIUCATION LANGUAGE: English

METHOD: ACTIVE LEARNING

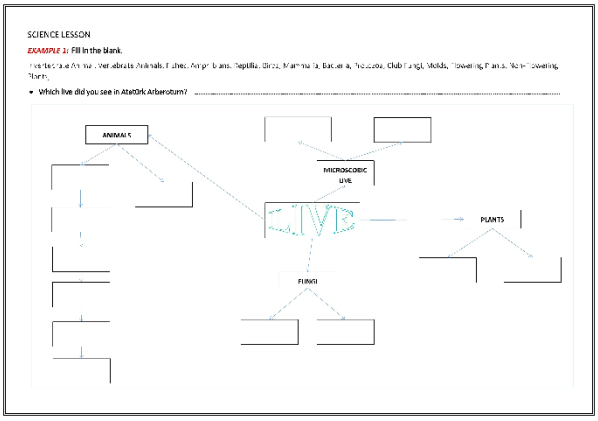



FINDING SPECIES OF TREES

"FILL IN THE BLANKS

Invertebrate Animal, Vertebrate Animals, Fishes, Amphibians, Reptilia, Birds, Mammalia, Bacteria, Protozoa, Club Fungi, Molds, Flowering Plants, Non-Flowering Plants,
Which live did you see in Atatürk Arberotum?"

We gave the mission to students for finding trees in Ataturk Arboretrum. They found the names and write them. The winner was who wrotes the many tree names in the forest onto their paper.With this activity they learned to work as a group and take a result in the nature.

COUNTRY: TURKEY

COURSE: MUSIC – RHYTHM WORKSHOP
DATE: 14.03.2019

SCHOOL: BILTES COLLEGE

TARGET GROUP: 6th and 7th Grade Students

COMMUNIUCATION LANGUAGE: English

METHOD: ACTIVE LEARNING

ACTIVE LEARNING VIA RHYTHM WORKSHOP

Rhythm: A strong pattern of sounds, words, or musical notes that is used in music, poetry, and dancing.

Music is really strong lesson for improving the learning sessions. Also rhythm in music gave more reaction to students to learn better. It raises interaction and connection between people. With making big chorous and using rhythm instruments participants involved active group works.



COUNTRY: TURKEY

COURSE: ENGLISH – TREASURE HUNT
DATE: 11.03.2019
SCHOOL: BILTES COLLEGE

TARGET GROUP: 6th and 7th Grade Students

COMMUNIUCATION LANGUAGE: English

METHOD: ACTIVE LEARNING

TREASURE HUNT

Students divided groups and tried to find the clues which is written in English all floors of the school. They tried to reached at clues and getting letters together and found the magic words. These words bring them to observatory room on the ceiling floor. First and second groups took the medals at the end of the game.

3.4. POLAND

Międzynarodowa Szkoła Podstawowa
Edukacji Innowacyjnej w Łodzi

ACTIVATE - ACTIVe lessons And gamificaTion for bEtter social inclusion

Project no. 2017-1-TR01-KA219-046711_1

Mobility Programme

Place: International Primary School of Innovative Education,

Address: 90-212 Łódź, ul. Pomorska 83/85

Dates:

Arrival of the partners: 5.05.2019

Working sessions: 6 – 10.05.2019

Departures: 11.05.2019

SUNDAY

Arrival and meeting with families. **Please, let us know your time of arrival, so that we could assist you.**

MONDAY, 6th May

Time:	**Activities:**
8:30 – 9:20	Welcome and ice breaking workshops with EZ
9:30 – 12:00	PE through Art - PODCHODY in Park Hellenów (cross-country race) / **Teachers:** project discussion
12:30 – 13:00	Lunch at school
13:10 – 15:00	Memories – Welcome party with summaries from previous mobilities and 'national tables' to get to know each other. **What to bring and prepare:** Please prepare short presentation and bring traditional food/drinks from your countries to share at the party
15:00	Free time with your hosting families.

Międzynarodowa Szkoła Podstawowa
Edukacji Innowacyjnej w Łodzi

TUESDAY, 7th May

Time:	Activities:
8:30 – 10:05	English through Art – project lesson with EZ
10:05 – 11:10	Group 1: Technical lesson Group 2: Music lesson
11:10 – 12:00	Group 1: Music lesson Group 2: Technical lesson
12:30 – 13:30	Lunch at school
13:30 – 16:00	**Księży Młyn and Museum of Cinematography** - walking through Park Źródliska and Księży Młyn, the former textile factory area renovated and revitalised.
16:00	Free time with your hosting families.

WEDNESDAY, 8th May

All day, guided trip to Warsaw **Price:** 190 PLN / per person

THURSDAY, 9th May

Time:	Activities:
8:30	English through Art – project lesson with Izzie
9:30 – 13:00	**Science Centre - EC1** - Recently built Science Centre, located in a former power plant, with impressive industrial architecture. Visit to the science museum and to the spherical cinema Price: 35 PLN/ per person
13:30 – 14:00	Lunch at PATIO
14:00 - 15:00	Math through Arts – project lesson
15:00	Free time with your hosting families.

FRIDAY, 10th May

Time:	Activities:
8:30 – 10:05	PE lesson / **Teachers**: project discussion **Please, bring your sport clothes**
10:05 – 12:00	Smart Kids project - workshops
12:00 – 12:30	Lunch at school
12:30 - 15:00	Swimming Pool
16:30 – 18:30	Farewell Party – Family Day

Międzynarodowa Szkoła Podstawowa
Edukacji Innowacyjnej w Łodzi

	What to bring and prepare: one national dance or song or a poem in your language from your country

SATURDAY, 11th May

Goodbyes and partners' departure

COSTS ESTIMATION

Activities, entrance fees to museums and other places – paid by participants

Food – to be paid by each participant

Transportation – paid by participants, we will mainly walk or use public transport

COUNTRY: POLAND

COURSE: SCIENCE
DATE: 06.05.2019
SCHOOL: MSPEI LODZ

TARGET GROUP: 6th and 7th Grade Students

COMMUNIUCATION LANGUAGE: English

METHOD: ART WORKS

MAKING RECYCLE ENERGY MOCKUP

Students are divided groups. They prepared **mockup** about recycle energy with the helping of science theachers. It was important to use art while they are making it.

COUNTRY: POLAND

COURSE: MATH
DATE: 07.05.2019
SCHOOL: MSPEI LODZ

TARGET GROUP: 6th and 7th Grade Students

COMMUNIUCATION LANGUAGE: English

METHOD: ART WORKS

ART WITH GEOMETRIC FIGURES

Participants made paintings with using different types of geometrical figures. Divided groups made their paintings with using instructions by the coordinator of the lesson.

COUNTRY: POLAND

COURSE: PHYSICAL EDUCATION -SWIMMING LESSON
DATE: 10.05.2019
SCHOOL: MSPEI LODZ

TARGET GROUP: 6th and 7th Grade Students

COMMUNIUCATION LANGUAGE: English

METHOD: ART WORKS

ACTIVITIES IN PHYSICAL EDUCATION LESSON

- Competence between students
- Volleybol and Swimming activities
- Controlling Power and Defence

COUNTRY: POLAND

COURSE: ENGLISH I-II
DATE: 09.05.2019
SCHOOL: MSPEI LODZ

TARGET GROUP: 6th and 7th Grade Students

COMMUNIUCATION LANGUAGE: English

METHOD: ART WORKS

COUNTRY PRESENTATIONS IN ENGLISH LESSON

- All countries' history presentations was made by goups of students.
- They explored the chronology of the countries

COUNTRY: POLAND

COURSE: TECHNICAL LESSONS
DATE: 07.05.2019
SCHOOL: MSPEI LODZ

TARGET GROUP: 6th and 7th Grade Students

COMMUNIUCATION LANGUAGE: English

METHOD: ART WORKS

DRAWING WOOD ACTIVITIES

Students made project in the atelier. With using special instruments, they draw project materials on the wood.





PHOTO GALLERIES FROM THE PROJECT

BİLTES
KOLEJİ
Mutlulukla
Başarıya Taşır!

AZİZ SANCAR

NEW YORK

TOKYO
JAPAN

GUADALQUIVIR
activo

BİLTES KOLEJİ
Where you can enjoy with the nature and find a lot of animals, like eagles vultures, storks, wild pigs, and the most important...

HAGIA SOPHIA
Hagia Sophia is a museum in İstanbul. It was built in the 5th century by the Byzatines as a church. After the conquest of İstanbul by Mehmed the Conqueror, it was turned into a mosque. In 1935, it became a museum and since then every year Hagia Sophia has been welcoming millions of visitors from all over the world.
BİLTES KOLEJİ

LATVIA
Ethnic groups:
62.2% Latvians
25.2% Russians
2.2% Belorussians
2.2% Ukrainians
2.1% Poles
1.2% Lithuanians
0.9% Roma
3.6% Others / Unspecified
Latvias president is:
Raimonds Vējonis.
It's capital city is Riga.
BİLTES KOLEJİ

MIS
MIS
MIS

BİLTES
KOLEJ

KAĞITHANE EL YAPIMI
KAĞIT ATÖLYESİ
KAĞITHANE WORKSHOP
FOR HANDMADE PAPER
KAĞITHANE EL YAPIMI
KAĞIT ATÖLYESİ
KAĞITHANE WORKSHOP
FOR HANDMADE PAPER

PUMA
TRENDY
BİL
KOL

BREAK THE
LIMITS
NEW
BİLTES
KOLEJİ

ACTIVATE
aktivate
Turkey

750 835 893
2016-2017 TEOG GURUR TABLOSU
BİLTES KOLEJİ
adidas

ACTIVe lessons and gAmificaTion for a bEtter social inclusion

PROJECT WEB SITE

https://www.erasmusactivate.com/

Co-funded by the Erasmus+ Programme of the European Union

Erasmus+ Programı kapsamında Avrupa Komisyonu tarafından desteklenmektedir. Ancak burada yer alan görüşlerden Avrupa Komisyonu ve Türkiye Ulusal Ajansı sorumlu tutulamaz."

"Funded by the Erasmus+ Program of the European Union. However, European Commission and Turkish National Agency cannot be held responsible for any use which may be made of the information contained therein."